


Name \_\_\_\_\_

2019-2020

First Grade


Flexible Instructional Day  
Packet  
Day 8



- Please complete the attached worksheets.
- Rainbow write 10 old High-Frequency spelling words.
- Go to <https://www.loyolapress.com/faith-formation/christ-our-life/christ-our-life-2016/parents-and-students/grades-1-8/grades/grade-1> and do any Unit 3 activities
- Re-read the stories in your Reading book.



# Verbs Is, Are, Was, and Were



The verbs **is** and **are** tell what things are like now.

That clown **is** silly.

Those clowns **are** silly.

The clowns are silly now.

The verbs **was** and **were** tell what things were like in the past.

That clown **was** sad.

Those clowns **were** sad.

The clowns were sad in the past.



Write **is**, **are**, **was**, or **were** to complete the sentences.

1. A backyard circus \_\_\_\_\_ fun.

2 My dog \_\_\_\_\_ barking now.

3. My sisters \_\_\_\_\_ happy to be clowns.

4. My parents \_\_\_\_\_ laughing and clapping.

5. Last year, my brother \_\_\_\_\_ scared of clowns.

6. The clowns \_\_\_\_\_ too loud for him back then.



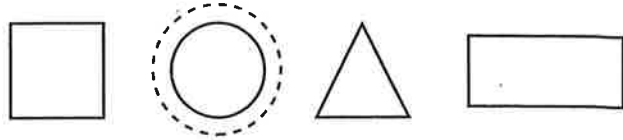
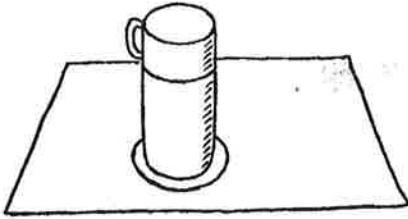
Name \_\_\_\_\_

# Faces of Solids

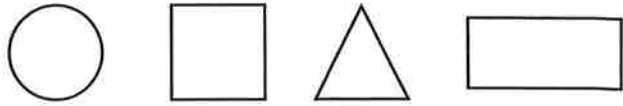
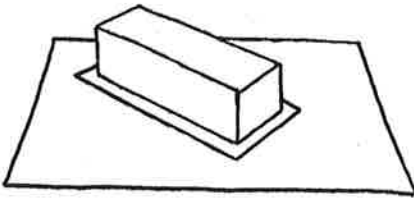
Kim drew around these solids.  
Find the shape she made.





1.



2.



3.


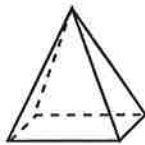
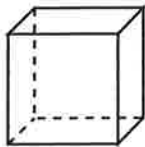
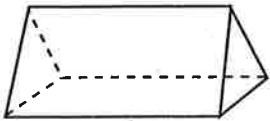


4.



## Problem Solving Critical Thinking

5. How many faces do these solids have?



\_\_\_\_\_

\_\_\_\_\_

\_\_\_\_\_


\_\_\_\_\_

**Notes for Home** Your child predicted the shape that would be made by tracing around each solid. *Home Activity:* Ask your child to point to solids with 6 sides on this worksheet. (Possible answers: rectangular prism; cube)

Name \_\_\_\_\_



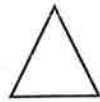
# Explore Shapes



circle

0 flat sides


0 corners



triangle

3 sides


3 corners



square

4 sides

4 corners




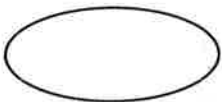


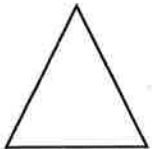
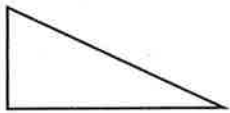
rectangle

4 sides

4 corners

Draw a shape that belongs.

Draw a shape that does not belong.

|  | belongs | does not belong |
|--|---------|-----------------|
| 1.       |         |                 |
| 2.   |         |                 |
| 3.   |         |                 |

## Problem Solving Critical Thinking

4. If a shape has 0 flat sides, how many corners will it have? How many corners does a shape with 3 sides have? How do you know?

---

---

**Notes for Home** Your child compared shapes to find similarities and differences. *Home Activity:* Ask your child to point to 5 objects in a room that have a square or rectangular shape.

Name \_\_\_\_\_

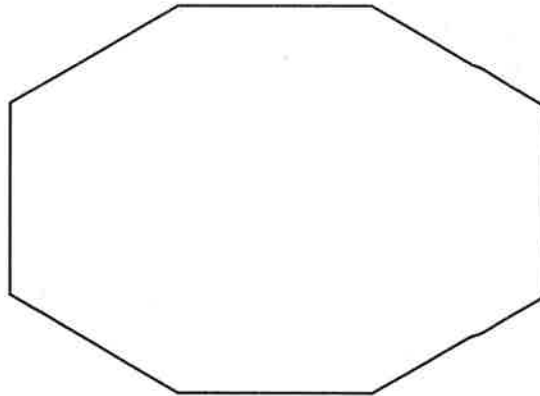






# Problem Solving: Make a Table

Use pattern blocks.

How many ways  
can you make this shape?

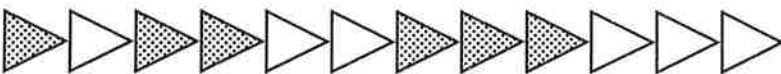
Record the blocks  
you used.



| Shapes I used |  |  |  |  |
|---------------|---|---|--|---|
| 1st way       | 2   | 2   | 0  | 0   |
| 2nd way       |   |   |  |   |
| 3rd way       |   |   |  |   |
| 4th way       |   |   |  |   |
| 5th way       |   |   |  |   |

## Patterns

Draw what comes next.

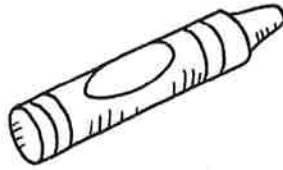



**Notes for Home** Your child used pattern blocks to find different ways to make a shape, and recorded the ways in a table. *Home Activity:* Ask your child to choose 2 or 3 shapes and draw a pattern using only those shapes.

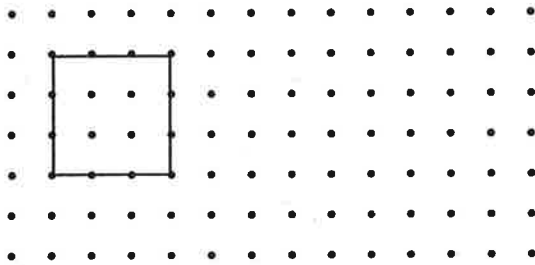
Name \_\_\_\_\_

# Mixed Practice: Lessons 1–6

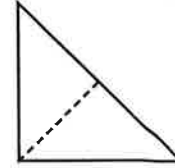
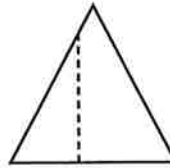
1. Circle the things that can roll.



2. Draw one the same size and shape.



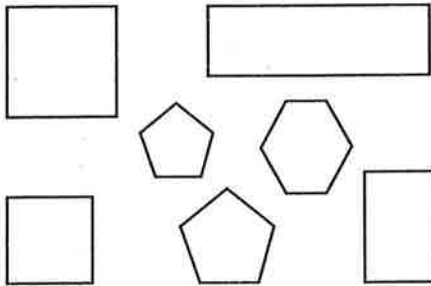
3. Circle the shape if both parts match when you fold on the line.



## Problem Solving

4. How many of each shape are there?

Record the numbers in the table.



|                  | 4 sides | 5 sides | 6 sides |
|------------------|---------|---------|---------|
| Number of Shapes |         |         |         |

## Journal

5. Write about the shape of a box.

**Notes for Home** Your child identified shapes. *Home Activity:* Ask your child to count the number of objects in the kitchen that have 4 or more sides.



Name: \_\_\_\_\_

Digital Tutor

Letter Models  
and Formations



**Note to Families:** In handwriting, we have been writing the letters **E** and **e**. Use the models at the bottom of the page to review the formation of these

letters with your child. Then spend a few moments completing the activity together.

Change the shaded letter to **e** and write the new word.

log

tan

put

Change the shaded letter to **E** and write the new name.

Allie

Grin

Fast

Letter  
Formations

1. Slide right. Circle back.




1. Pull down straight. Liff.

2. Slide right. Liff.

3. Slide right; stop short. Liff.

4. Slide right.

















ch

**Chilly** starts with the sound of the consonant digraph **ch**.  
**Listen** for the sound of **ch** in the rhyme.

The air is so chilly.  
 It makes my teeth chatter,  
 but the weather keeps changing,  
 so what does it matter?

**Say** the name of the picture. **Circle** the picture if its name starts with the sound of **ch**.










|   |  |   |  |
|---|--|---|--|
| 1.<br> | 2.<br>   | 3.<br>   | 4.<br>   |
| 5.<br> | 6.<br>  | 7.<br>  | 8.<br>  |
| 9.<br> | 10.<br> | 11.<br> | 12.<br> |

Copyright © by William H. Sadler, Inc. All rights reserved.



Say the name of the picture. **Circle ch** or **c** for the beginning sound. **Print** the word from the box that names the picture.

chain      cap      cheek      chin      chop  
chalk      coat      chick      cub

|   |   |   |
|---|---|---|
| <p>1.  <b>ch</b><br/><b>c</b></p> <p>_____</p> <p>-----</p> <p>_____</p>   | <p>2.  <b>ch</b><br/><b>c</b></p> <p>_____</p> <p>-----</p> <p>_____</p>   | <p>3.  <b>ch</b><br/><b>c</b></p> <p>_____</p> <p>-----</p> <p>_____</p>   |
| <p>4.  <b>ch</b><br/><b>c</b></p> <p>_____</p> <p>-----</p> <p>_____</p>   | <p>5.  <b>ch</b><br/><b>c</b></p> <p>_____</p> <p>-----</p> <p>_____</p>   | <p>6.  <b>ch</b><br/><b>c</b></p> <p>_____</p> <p>-----</p> <p>_____</p>   |
| <p>7.  <b>ch</b><br/><b>c</b></p> <p>_____</p> <p>-----</p> <p>_____</p> | <p>8.  <b>ch</b><br/><b>c</b></p> <p>_____</p> <p>-----</p> <p>_____</p> | <p>9.  <b>ch</b><br/><b>c</b></p> <p>_____</p> <p>-----</p> <p>_____</p> |



Write a sentence about one picture. Use a **ch** word.

\_\_\_\_\_

-----


\_\_\_\_\_

-----

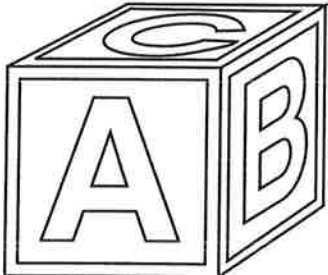

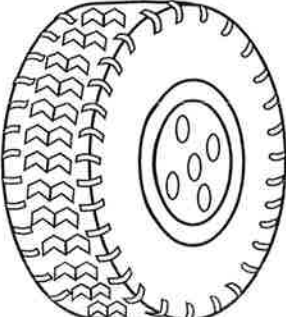




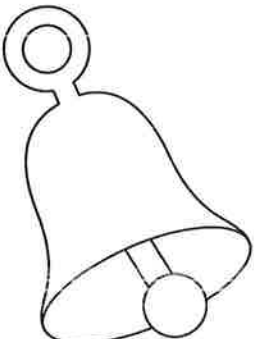

\_\_\_\_\_

**Duck** ends with the sound of consonant digraph **ck**.  
**Listen** for words in the rhyme that end with the sound of **ck**.

The thunder came,  
the storm, it struck.  
I got so wet—  
I felt like a duck!












**Say** the name of the picture. **Color** it if its name ends with the sound of **ck**.

|   |   |   |
|---|---|---|
| 1.<br>  | 2.<br>  | 3.<br>  |
| 4.<br> | 5.<br> | 6.<br> |
| 7.<br>  | 8.<br> | 9.<br> |

Copyright © by William H. Sadler, Inc. All rights reserved.



Say the name of the picture. Circle its name and print it on the line.

|  |  |  |
|--|--|--|
| <p>1.  dab<br/>dust<br/>duck</p> <p>_____</p> <p>_____</p> <p>_____</p>     | <p>2.  try<br/>truck<br/>trip</p> <p>_____</p> <p>_____</p> <p>_____</p>    | <p>3.  lock<br/>lake<br/>tick</p> <p>_____</p> <p>_____</p> <p>_____</p>    |
| <p>4.  tack<br/>tag<br/>take</p> <p>_____</p> <p>_____</p> <p>_____</p>     | <p>5.  scat<br/>chat<br/>sock</p> <p>_____</p> <p>_____</p> <p>_____</p>    | <p>6.  chess<br/>check<br/>chain</p> <p>_____</p> <p>_____</p> <p>_____</p> |
| <p>7.  cake<br/>coach<br/>kick</p> <p>_____</p> <p>_____</p> <p>_____</p> | <p>8.  clock<br/>luck<br/>clog</p> <p>_____</p> <p>_____</p> <p>_____</p> | <p>9.  rock<br/>rest<br/>track</p> <p>_____</p> <p>_____</p> <p>_____</p> |



Write a sentence about one picture. Use a **ck** word.

\_\_\_\_\_

\_\_\_\_\_

\_\_\_\_\_

\_\_\_\_\_

\_\_\_\_\_