


Name _____

2019-2020

First Grade

Flexible Instructional Day
Packet
Day 9

*Login to First In Math
and practice your
Math facts!!!*



- Please complete the attached worksheets.
- Make flashcards for any High-Frequency words you are having trouble with
- Go to <https://www.loyolapress.com/faith-formation/christ-our-life/christ-our-life-2016/parents-and-students/grades-1-8/grades/grade-1> and do any Unit 3 activities
- Re-read the stories in your Reading book.



Name: _____

Note to Families: In handwriting, we have been writing the letters **E** and **e**. Use the models at the bottom of the page to review the formation of these

letters with your child. Then spend a few moments completing the activity together.

Digital Tutor
Letter Models
and Formations



Change the shaded letter to **e** and write the new word.

log

Handwriting practice lines for the word 'log'. The word is written on a set of three lines (top, dashed middle, bottom). Below it are two more sets of three lines for independent practice.

Change the shaded letter to **E** and write the new name.

Allie

Handwriting practice lines for the name 'Allie'. The name is written on a set of three lines. Below it are two more sets of three lines for independent practice.

fan

Handwriting practice lines for the word 'fan'. The word is written on a set of three lines. Below it are two more sets of three lines for independent practice.

Grin

Handwriting practice lines for the word 'Grin'. The word is written on a set of three lines. Below it are two more sets of three lines for independent practice.

put

Handwriting practice lines for the word 'put'. The word is written on a set of three lines. Below it are two more sets of three lines for independent practice.

Fast

Handwriting practice lines for the word 'Fast'. The word is written on a set of three lines. Below it are two more sets of three lines for independent practice.

Letter Formations



1. Slide right. Circle back.

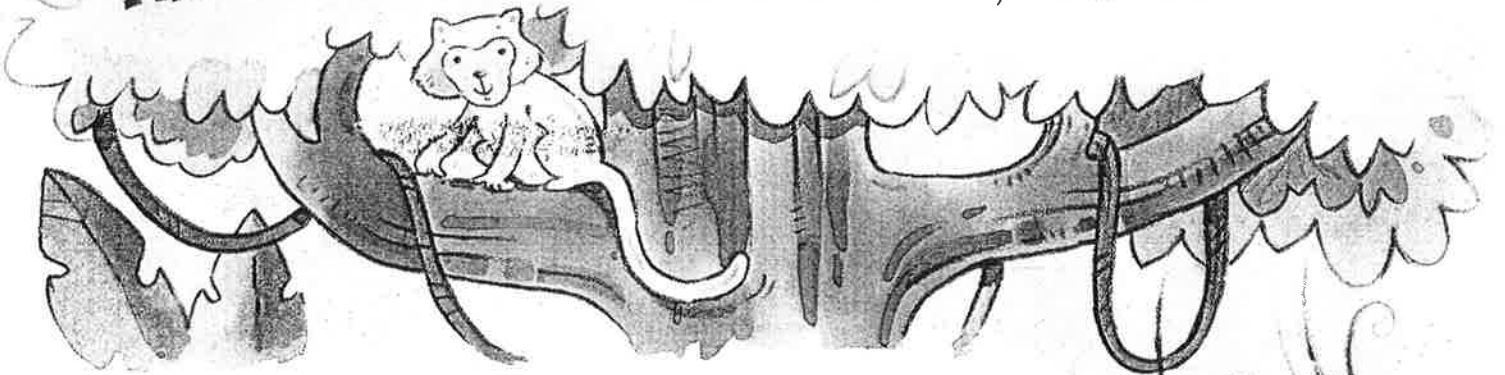


1. Pull down straight. Lift.
2. Slide right. Lift.
3. Slide right; stop short. Lift.
4. Slide right.

Verbs That Tell About Now

Some verbs tell about an action that happens now, or in the present. Add **s** to a verb that tells what one person, animal, or thing does.

One monkey **howls** out loud.
The other monkeys **howl** back.



Choose the correct verb to finish each sentence.

1. Noisy parrots _____ in the trees.

sit sits



2. The anteater _____ for insects to eat.

look looks

3. The sloth _____ upside down in trees.

hang hangs

4. Giant snakes _____ along the river bank.

glide glides

5. A fisherman bat _____ down to catch fish.

swoop swoops

6. A jaguar _____ through the jungle.

prowl prowls

7. The monkeys _____ for fruit in the trees.

hunt hunts



Cumulative Review

Chapters 1-5

Directions for
page 253

Read Read aloud these directions for the items one at a time. Move among children to check that they fill in only one circle for each item.

1. Count back by tens to find the missing number in the pattern.
Fill in the circle under the correct answer.

Remind children to move down the column of questions and find item 2.

2. Subtract. *Fill in the circle under the correct answer.*
3. Which fact does not belong to the fact family for 5, 7, and 12? *Fill in the circle under the correct answer.*
4. Count the flowers. *Fill in the circle under the correct answer.*

Remind children to go to the top of the page and begin the second column.

5. How many tens and ones does the number in the shaded box have?
Fill in the circle under the correct answer.

6. Which shows 78 in expanded form? *Fill in the circle under the correct answer.*

7. What is the related subtraction fact for $4 + 4$? *Fill in the circle under the correct answer.*

complete page
254 →



Cumulative Review

Chapters 1-5

Directions for
page 253

Listen Read aloud these directions for the items one at a time. Move among children to check that they fill in only one circle for each item.

1. Count back by tens to find the missing number in the pattern.
Fill in the circle under the correct answer.

Remind children to move down the column of questions and find item 2.

2. Subtract. *Fill in the circle under the correct answer.*

3. Which fact does not belong to the fact family for 5, 7, and 12? *Fill in the circle under the correct answer.*

4. Count the flowers. *Fill in the circle under the correct answer.*

Remind children to go to the top of the page and begin the second column.

5. How many tens and ones does the number in the shaded box have?
Fill in the circle under the correct answer.

6. Which shows 78 in expanded form? *Fill in the circle under the correct answer.*

7. What is the related subtraction fact for $4 + 4$? *Fill in the circle under the correct answer.*

complete page
254 →

Name _____

Cumulative Review

Chapters 1-5

TEST PREPARATION



Listen to your teacher read the directions.
Fill in the circle under the correct answer.

1.

60, 50, 40, ?, 20

10



30



50



70



2.

$11 - 8 = ?$

3



4



5



6



3.

5

7

12

$12 - 5 = 7$



$7 + 5 = 12$




$7 + 3 = 10$



$12 - 7 = 5$



4.



ten



eleven



twelve



5.

21

2 tens 0 ones



1 ten 2 ones



2 tens 1 one



1 ten 21 ones



6.

78

$70 + 80$



$70 + 8$



7.

$4 + 4$

$8 - 4 = 4$



$8 - 2 = 6$



$6 + 2 = 8$



$8 - 0 = 8$



8.

There are 10 people in line.
Harry is before the last
person. What position is
Harry in line?

last



9th

10th



Fill in the circle under the correct answer.

9. Andy's number card has 6 tens and 2 ones. Gloria's number card is 10 less than Andy's number card. Which is Gloria's card?

52



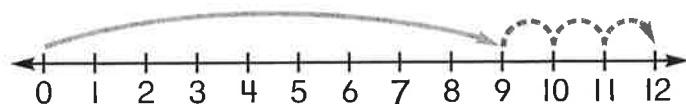
62



72



10. What addition sentence does the number line show?





$9 + 3 = 12$



$6 + 6 = 12$



11. Count by 2s. How many ?



24



12



20



18



12. Amos counts the stripes of 7 beach umbrellas. Each umbrella has 5 stripes. How many stripes does Amos count?

5



7



35



40



13. What is the place value of the underlined digit?

98

9



19








90



80



14. How many fewer  than  does Foster have?

Foster's Marbles		
		
	 	

3



5



6



8



Spell, Write, and Tell

Say, spell, and talk about each word in the box. Print each word under the correct digraph.

thing

sheep

white

chain

back

thin

she

clock

think

where

chin

shapes

th

1.

2.

3.

4.

5.

6.

wh

7.

8.

ch

9.

10.

ck

11.


12.

sh

4.

5.

6.





Pretend you are the pilot of a plane. Write about one of your trips. Use one or more of the words in the box. Share what you wrote.



- thing
- sheep
- white
- chain
- back
- thin
- she
- clock
- think
- where
- chin
- shapes

Handwriting practice area with ten sets of three horizontal lines (top, dashed middle, bottom) for writing.

